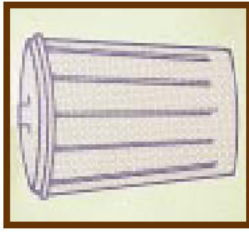


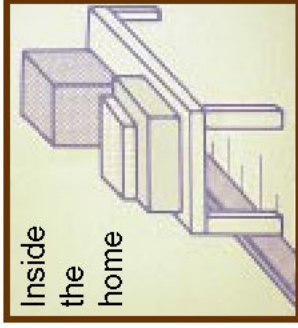
# How can I eliminate rodents?

## Starve them out




Keep garbage and refuse in tightly covered metal containers. Store food in rodent-proof buildings, rooms or containers. Keep entire premises clean.

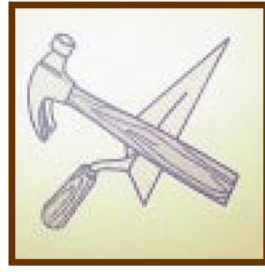
Concrete basement floors and walls. Store materials in the basement on stands about 10-12 inches above the floor. Do not allow litter to accumulate on the floor behind sink, stove or cabinets. Set them flush against the wall or far enough away so that the space can be easily cleaned.



Do not pile coal, wood, etc. near or against walls. Steps leading into the house should be concrete or masonry. If wood, the space beneath should be open and kept clean. Keep stored materials (boxes, lumber, pipe, etc.) up off the ground. Allow a space of 12-18 inches beneath.

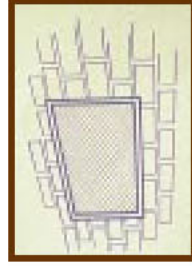


## Remove their shelter



Close necessary openings such as windows, doors and ventilators with 1/4 inch wire mesh (hardware cloth).

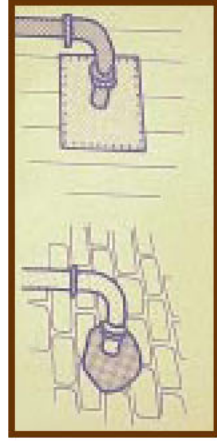
## Build them out



Cover all edges subject to gnawing with sheet metal or hardware cloth



Keep doors closed when not in use. Use a good spring to make sure door closes and a spring lock to make sure it stays closed.



Close unnecessary openings with concrete or sheet metal. Fit pieces of sheet metal around pipes to make a collar through which rodents cannot gnaw.



Keep floor drains tightly fastened to prevent entry from sewers.